

Three-Way Ball Valve Assemblies

Electronic Non-Spring Return Actuators

- GDE/GLB Damper Actuator Series
- A → AB Normally Open
- Part Nos. with * denote a full-port valve with no flow optimizer insert
- Chrome-plated brass ball and brass stem








Mixing/Diverting 1/2 to 2"				Non-Spring Return Actuator			
				GDE and GLB Series			
				Floating		0-10 Vdc	
3-Way Valve Body Part No.	Valve Size in.	Flow Rate Cv	Close Off psi	 GDE131.1P (171A) and GLB131.1P (171B) 3-foot (.9m) Wires	 GDE131.1Q (173A) and GLB131.1Q (173B) Conduit Adapter & 6-foot (1.8m) Wires	 GDE161.1P (171C) and GLB161.1P (171D) 3-foot (.9m) Wires	 GDE161.1Q (173C) and GLB161.1Q (173D) Conduit Adapter & 6-foot (1.8m) Wires
Chrome-Plated Brass Ball and Brass Stem							
	1/2	0.4	200	171A-10350	173A-10350	171C-10350	173C-10350
		0.63	200	171A-10351	173A-10351	171C-10351	173C-10351
		1.0	200	171A-10352	173A-10352	171C-10352	173C-10352
		1.6	200	171A-10353	173A-10353	171C-10353	173C-10353
		2.5	200	171A-10354	173A-10354	171C-10354	173C-10354
		4	200	171A-10355	173A-10355	171C-10355	173C-10355
		6.3	200	171A-10356	173A-10356	171C-10356	173C-10356
		10	200	171A-10357*	173A-10357*	171C-10357*	173C-10357*
	3/4	6.3	200	171A-10358	173A-10358	171C-10358	173C-10358
		10	200	171A-10359	173A-10359	171C-10359	173C-10359
		16	200	171A-10360*	173A-10360*	171C-10360*	173C-10360*
	1	10	200	171A-10361	173A-10361	171C-10361	173C-10361
		16	200	171A-10362	173A-10362	171C-10362	173C-10362
		25	200	171A-10363*	173A-10363*	171C-10363*	173C-10363*
	1-1/4	16	200	171A-10364	173A-10364	171C-10364	173C-10364
		25	200	171A-10365	173A-10365	171C-10365	173C-10365
		40	200	171A-10366*	173A-10366*	171C-10366*	173C-10366*
	1-1/2	25	200	171B-10367	173B-10367	171D-10367	173D-10367
40		200	171B-10368	173B-10368	171D-10368	173D-10368	
63		200	171B-10369*	173B-10369*	171D-10369*	173D-10369*	
2	40	200	171B-10370	173B-10370	171D-10370	173D-10370	
	63	200	171B-10371	173B-10371	171D-10371	173D-10371	
	100	200	171B-10372*	173B-10372*	171D-10372*	173D-10372*	

Table Notes:

Part numbers in red indicate complete assemblies.

*Denotes a full-port valve with no flow optimizer insert.

NOTE: Maximum operating differential pressure = 60 psi for 1/2" to 1-1/2", 35 psi for 2"

A-65

Valves